

45X51-KII

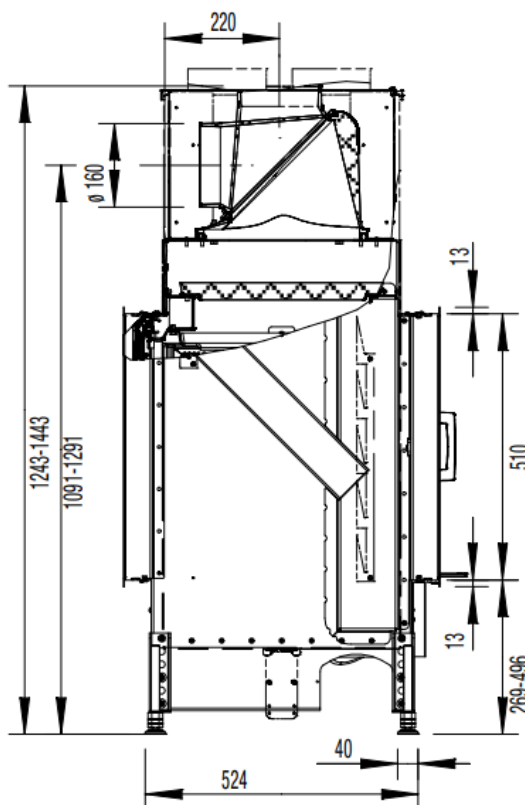
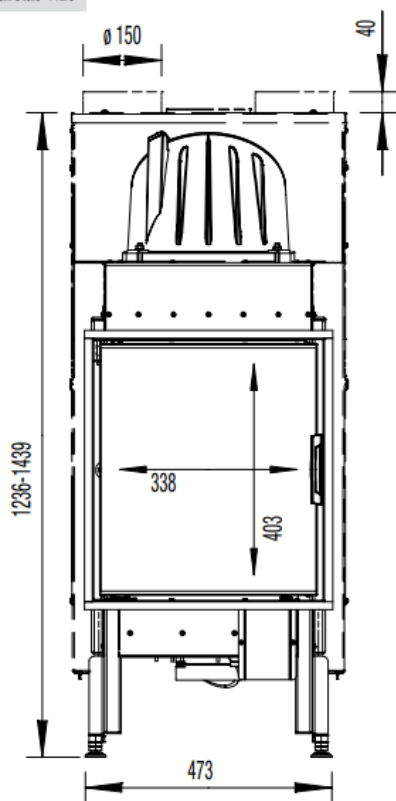


AUSTROFLAMM

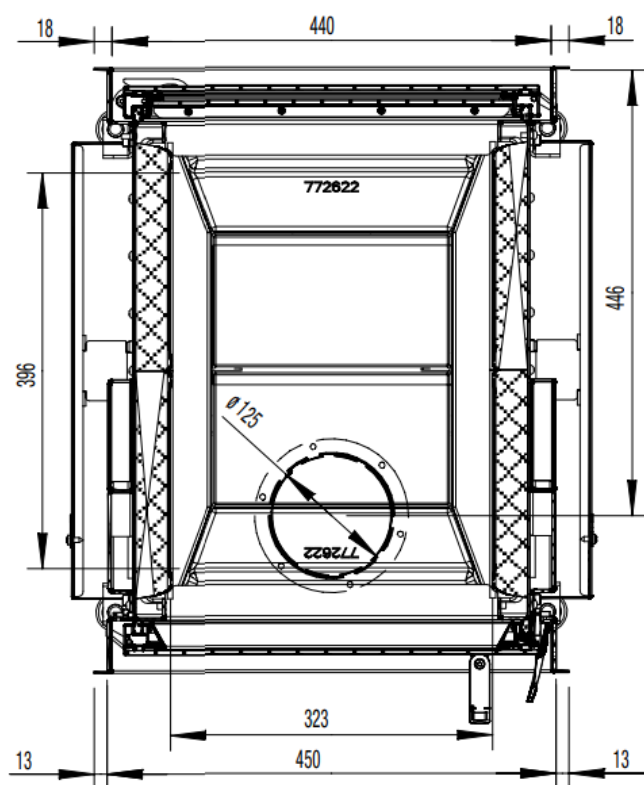
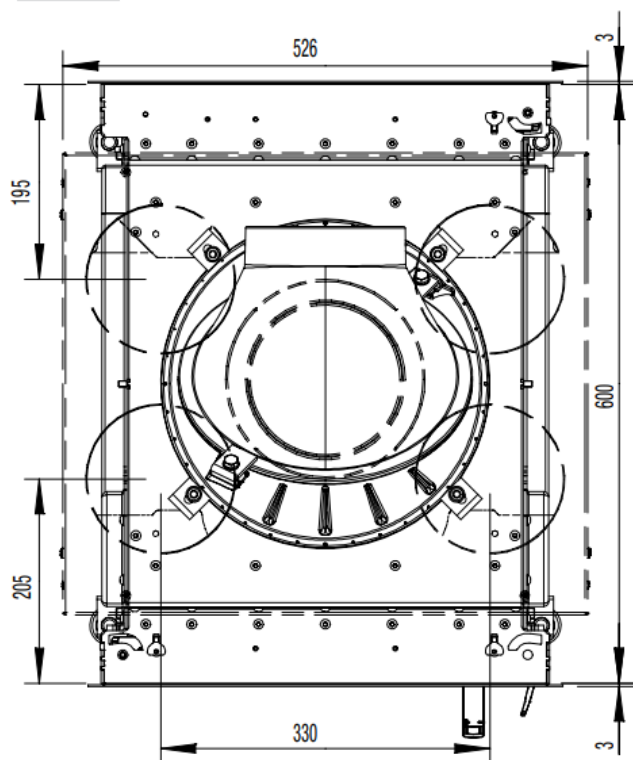


www.austroflamm.com

Maßstab 1:20



Maßstab 1:10



DIMENSIONS AND WEIGHTS

Height [mm]	1243-1443
Width [mm]	473
Depth [mm]	600
Weight [kg]	124
Width (body installation dimension) [mm]	450
Door frame, height [mm]	510
Flue pipe outlet, diameter [mm]	160
Insulation layer thicknesses to the installation floor [mm] (Promasil 950 KS)	20
Insulation layer thicknesses lateral / rear [mm] (Promasil 950 KS)	130
Insulation layer thicknesses to the ceiling [mm] (Promasil 950 KS)	13
Ceramic flues - max. length [m]	3.5

HEAT OUTPUT

Nominal heat efficiency [kW] lt. EN test EN 13229	6
Heat output, minimum [kW] / Maximum heat output [kW]	3.5-9
Energy efficiency category	A
Circulating air cross-section without / with metal secondary heating surface [cm ²]	700/1300

FEATURES

Hinged doors	yes
Double pane	yes

DATA FOR THE CHIMNEY SWEEP

Total flue gas flow [g/s]	5.52
Flue gas temperature [°C]	292
Minimum feed pressure at nominal heat efficiency [Pa]	12